



**Municipality of Boac**  
**BALANCE SHEET**  
**GENERAL FUND 101**  
As of September, 2011

**ASSETS**

**Current Assets**

Cash	P	147,205,845.04
Receivables		7,914,112.42
Inventories		525,622.71
Prepayments		79,371.84
Other Current Assets		122,514.81
Total Current Assets	P	155,847,466.82

**Investments**

Investments in Securities		100,000.00
Total Investments	P	100,000.00

**Property, Plant and Equipment (net of Depreciation)**

Land and Land Improvements	P	1,774,828.33
Buildings		12,251,138.29
Office Equipment, Furniture and Fixtures		1,893,542.22
Machineries and Equipment		7,085,675.40
Transportation Equipment		1,989,130.46
Other Property, Plant and Equipment		421,446.28
Public Infrastructures		-
Construction in Progress		24,638,791.42
Total Property, Plant and Equipment	P	50,054,552.40

**Other Assets**

**TOTAL ASSETS**

P	1,714,393.34
P	207,716,412.56

**LIABILITIES AND EQUITY**


**LIABILITIES**

Current Liabilities	P	13,541,025.41
Long-Term Liabilities		2,358,887.08
Deferred Credits		5,315,566.96
Total Liabilities	P	21,215,479.45

**EQUITY**

Government Equity		186,500,933.11
<b>TOTAL LIABILITIES AND EQUITY</b>	P	<b>207,716,412.56</b>

Certified Correct:



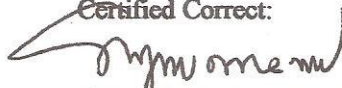
**MICHAELA P.M. ORNEDO**  
Municipal Accountant

NOV 02 2011

**MUNICIPALITY OF BOAC**  
**STATEMENT OF INCOME AND EXPENSES**  
**GENERAL FUND 101**  
For the month ended September , 2011

<b>Income:</b>			
Local Taxes	P	5,708,878.46	
Less: Discount on Real Property Tax		<u>88,679.84</u> ✓	5,620,198.62
Permits & Licenses			1,317,572.16
Service Income			1,910,636.71
Business Income			3,827,030.51
Other Income			62,461,809.90
Total Income	P		<u>75,137,247.90</u> ✓
<b>Less: Expenses</b>			
Personal Services	P	35,645,450.93	
Maintenance and Other Operating Expenses			11,834,519.40
Financial Expenses			206,764.66
Total Expenses	P	<u>47,686,734.99</u> ✓	
Operating Income	P		<u>27,450,512.91</u>
<b>Income before Subsidies and Extraordinary Items</b>			
Add: Subsidies from Other LGUs	P	-	
Subsidies from Operating Units			2,559,952.00
Total	P		<u>30,010,464.91</u>
Less: Subsidies to Other LGUs	P	-	
Subsidies to Operating Units			2,559,952.00
Income before Extraordinary Items	P		<u>27,450,512.91</u>
Deduct: Extrordinary Items			-
<b>NET INCOME</b>	P		<u><u>27,450,512.91</u></u> ✓

Certified Correct:



**MICHAELA P.M. ORNEDO**  
Municipal Accountant

NOV 02 2011

**MUNICIPALITY OF BOAC**  
**STATEMENT OF CASH FLOWS**  
**TRUST FUND**  
For the quarter ended September, 2011

**Cash Flows from Operating Activities:**

**Cash Inflows:**

Collection from taxpayers	P	-
Service Income		-
Interest Income		381.61
Other Receipts		<u>1,426,223.59</u>
<b>Total Cash Inflow</b>	<b>P</b>	<b><u>1,426,605.20</u></b>

**Cash Outflows:**

Payments -		
To suppliers/creditors	P	784,273.38
To employees		-
Interest Expense/Bank Charges		-
Other Expenses		-
<b>Total Cash Outflow</b>	<b>P</b>	<b><u>784,273.38</u></b>

**Net Cash from Operating Activities**

**Cash Flows from Investing Activities:**

**Cash Inflows:**

From Sale of Property, Plant and Equipment	P	-
<b>Total Cash Inflow</b>	<b>P</b>	<b><u>-</u></b>

**Cash Outflows:**

To Purchase Property, Plant and Equipment	P	-
To Grant/Make Loans to Other Entities		-
To Time Deposit All Funds		-
<b>Total Cash Outflow</b>	<b>P</b>	<b><u>-</u></b>

**Net Cash from Investing Activities**

**Cash Flows from Financing Activities:**

**Cash Inflows:**

From Issuance of Debt Securities	P	-
From Acquisition of Loan/Grant		-
<b>Total Cash Inflow</b>	<b>P</b>	<b><u>-</u></b>

**Cash Outflows:**

Retirement/ Redemption of Debt Securities	P	-
To Purchase Property, Plant and Equipment		-
Payment of Loan Amortization		-
<b>Total Cash Outflow</b>	<b>P</b>	<b><u>-</u></b>

**Net Cash from Financing Activities**


**Net Increase (Decrease) in Cash**

**Cash at Beginning of the Period, January 1**

**Cash at the end of the Period, September, 2011**

	P	642,331.82
		<u>2,612,311.90</u>
	P	<b><u>3,254,643.72</u></b>

<b>Cash Breakdown:</b>	January 1 2011	September 2011	Inc/(Dec)
Cash in Vault	0.00	0.00	0.00
Cash in Bank - Local Currency - Current Account	2,485,044.03	3,131,994.24	646,950.21
Cash in Bank - Local Currency - Savings Account	127,267.87	122,649.48	(4,618.39)
<b>Totals</b>	<b><u>2,612,311.90</u></b>	<b><u>3,254,643.72</u></b>	<b><u>642,331.82</u></b>

Certified Correct:   
**MICHAEL P.M. ORNEDO**  
Municipal Accountant  
OCT 20 2011

**MUNICIPALITY OF BOAC  
BALANCE SHEET  
TRUST FUND**  
For the Quarter ended September, 2011


**A S S E T S**

<b>Current Assets</b>		
Cash	P	3,254,643.72
Receivables		-
Inventories		26,089.90
Total Current Assets	P	<u>3,280,733.62</u>
Property, Plant and Equipment		
Office Equipment, Furnitures and Fixtures		-
Total Property, Plant and Equipment	P	<u>-</u>
<b>Other Assets</b>		-
<b>TOTAL ASSETS</b>	P	<u><u>3,280,733.62</u></u>

**LIABILITIES AND EQUITY**

<b>LIABILITIES</b>		
Current Liabilities		
Payables	P	3,228,920.15
Deferred Credits		51,813.47
Total Liabilities	P	<u>3,280,733.62</u>
<b>EQUITY</b>		
Government Equity		-
<b>TOTAL LIABILITIES AND EQUITY</b>	P	<u><u>3,280,733.62</u></u>

Certified Correct:



**MICHAELA P.M. ORNEDO**  
Municipal Accountant

OCT 28 2011

**MUNICIPALITY OF BOAC**  
**STATEMENT OF CASH FLOWS**  
**SPECIAL EDUCATION FUND 221**  
For the quarter ended September , 2011

**Cash Flows from Operating Activities:**

<b>Cash Inflows:</b>		
Collection from taxpayers	P	2,694,449.57
Interest Income		8,304.02
Other Receipts		7.99
<b>Total Cash Inflow</b>	<b>P</b>	<b><u>2,702,761.58</u></b>
<b>Cash Outflows:</b>		
Payments -		
To suppliers/creditors		1,867,022.71
To employees		
Interest Expense		
<b>Total Cash Outflow</b>	<b>P</b>	<b><u>1,867,022.71</u></b>
<b>Net Cash from Operating Activities</b>	<b>P</b>	<b><u>835,738.87</u></b>
<b>Net Increase in Cash</b>	<b>P</b>	<b><u>835,738.87</u></b>
<b>Cash at Beginning of the Period, January 1,</b>		<b><u>3,510,263.12</u></b>
<b>Cash at the end of September, 2011</b>	<b>P</b>	<b><u><u>4,346,001.99</u></u></b>

<b>Cash Breakdown:</b>	<b>January 1 2011</b>	<b>September 2011</b>	<b>Inc/(Dec)</b>
Cash in Vault	106,138.83	0.00	(106,138.83)
Cash in Bank - Local Currency - Current Account	1,825,377.60	2,711,221.66	885,844.06
Cash in Bank - Local Currency - Savings Account	1,078,746.69	1,134,780.33	56,033.64
Cash in Bank - Time Deposits	500,000.00	500,000.00	0.00
<b>Totals</b>	<b><u>3,510,263.12</u></b>	<b><u>4,346,001.99</u></b>	<b><u>835,738.87</u></b>

Certified Correct:   
**MICHAELA P-M. ORNEDO**  
Municipal Accountant /

**OCT 28 2011**

**MUNICIPALITY OF BOAC**  
**BALANCE SHEET**  
**SPECIAL EDUCATION FUND 221**  
For the quarter ended September , 2011

**A S S E T S**

<b>Current Assets</b>		
Cash	P	4,346,001.99
Receivables		5,484,777.03
Inventories		
Other Current Assets		12,935.07
<b>Total Current Assets</b>	<b>P</b>	<b><u>9,843,714.09</u></b>
<b>Property, Plant and Equipment</b>		
Land and Land Improvements	P	33,892.75
Buildings		68,057.58
Office Equipment, Furniture & Fixtures		292,577.08
Machineries and Equipment		101,473.75
Other Property, Plant and Equipment		32,096.10
<b>Total Property, Plant and Equipment</b>	<b>P</b>	<b><u>528,097.26</u></b>
<b>Other Assets</b>		<u>99,666.10</u>
<b>TOTAL ASSETS</b>	<b>P</b>	<b><u>10,471,477.45</u></b>

**LIABILITIES AND EQUITY**

<b>LIABILITIES</b>		
Current Liabilities	P	64,751.98
Deferred Credits		5,517,360.89
<b>Total Liabilities</b>	<b>P</b>	<b><u>5,582,112.87</u></b>
<b>EQUITY</b>		
Government Equity		4,889,364.58
<b>TOTAL LIABILITIES AND EQUITY</b>	<b>P</b>	<b><u>10,471,477.45</u></b>

Certified Correct:


  
**MICHAELA P.M. ORNEDO**  
Municipal Accountant

**OCT 20 2011**

**MUNICIPALITY OF BOAC**  
**STATEMENT OF INCOME AND EXPENSES**  
**SPECIAL EDUCATION FUND 221**  
For the quarter ended September 2011

<b>INCOME</b>			
Special Education Tax	P	1,350,579.46	
Less: Discount on Special Education Tax		<u>106,427.19</u>	P 1,244,152.27
Local Taxes-Fines and Penalties			261,042.11
Interest Income			8,304.02
Other Income-Miscellaneous Income			<u>8.35</u>
<b>TOTAL INCOME</b>			<b>P 1,513,506.75</b>
<b>Less: EXPENSES</b>			
Personal Expenses	P		-
Maintenance and Other Operating Expenses			111,887.91
Financial Expenses			<u>-</u>
<b>TOTAL EXPENSES</b>			<b>111,887.91</b>
<b>OPERATING INCOME</b>	P		<b>1,401,618.84</b>
<b>INCOME BEFORE SUBSIDIES AND EXTRA-ORDINARY ITEMS</b>	P		<b>1,401,618.84</b>
Add: Subsidies from Other LGU's			
Subsidies from Other Funds			
Subsidies from Other Special Accounts			
Total			
	P		<u>1,401,618.84</u>
Less: Subsidies to Other LGU's			
Subsidies to Other Funds			
Subsidies to Other Special Accounts			
			<u>-</u>
<b>INCOME BEFORE EXTRA-ORDINARY ITEMS</b>	P		<b>1,401,618.84</b>
Deduct Extraordinary Item (Note)			
Loss of Asset			
			<u>-</u>
<b>NET INCOME</b>	P		<b>1,401,618.84</b>

Certified Correct:

  
**MICHAELA P.M. ORNEDO**  
Municipal Accountant

OCT 28 2011